


# Global Online Safety Survey 2023: France

Parents' and kids' perceptions of online safety

59%

of respondents in France reported experiencing a risk during the past year



Wide range across the globe of users who experienced an online risk (global = 69%)

Highest



86%

PHILIPPINES

Lowest



50%

UNITED KINGDOM

43%

of people became less trusting (FR=43%)

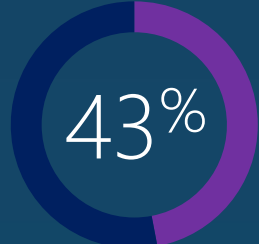


## What are the risks?



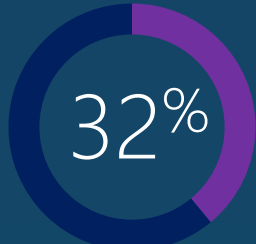
### Misinformation & Disinformation

The single most prevalent risk reported was misinformation or disinformation



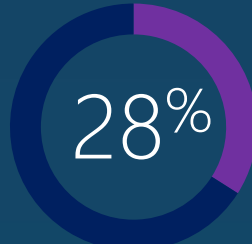
### Personal

29% Hate speech  
11% Threats of violence  
11% Cyberbullying, harassment, abuse



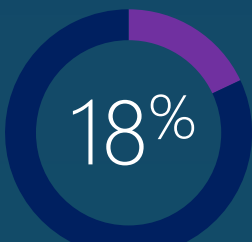
### Violent Content

18% Real world graphic violence & gore  
7% Terrorist & violent extremist content



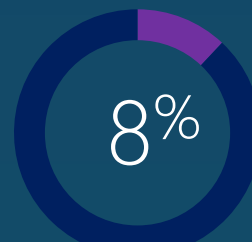
### Sexual

14% Sexual solicitation  
6% Release of intimate images without consent  
3% Child sexual exploitation



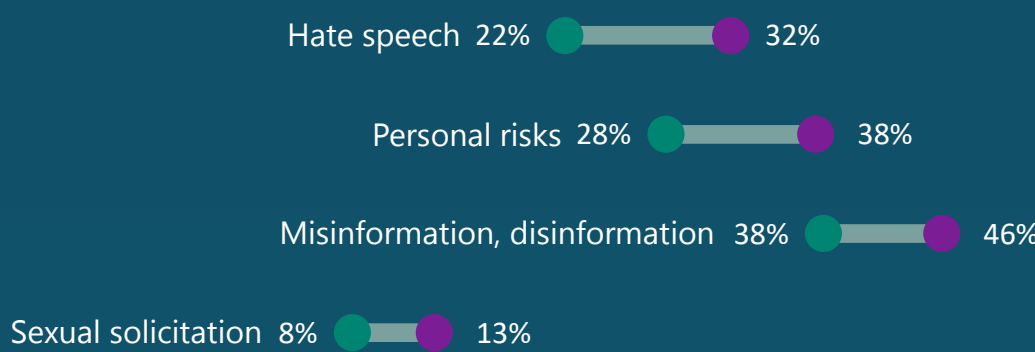
### Self Harm

8% Suicide and self harm content



## Parents underestimated risks their teenager might have been exposed to

● Parental expectations of teen's risk experience  
● Actual teen's risk experience



## Differences between teen boys' & girls' risk experiences and worries

Experience more:

No risks were higher for boys

Worry more about:

Misinformation, disinformation 24% vs 14%  
Violent content risks 28% vs 21%



TEEN BOYS

Experience more:

Suicide & self harm content 14% vs 6%  
Sexual solicitation 17% vs 10%

Worry more about:


Sexual Risks 56% vs 36%  
Sexual solicitation 23% vs 9%



TEEN GIRLS

## More risks for LGBTQ+ population

67% of LGBTQ+ experienced a risk (global=80%)

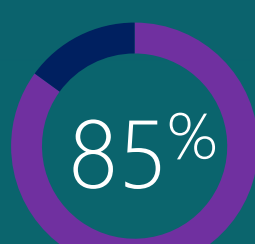


All risks were higher for LGBTQ+ respondents

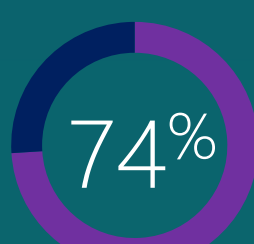
Biggest gaps:

22% 6% NON-LGBTQ+  
Suicide & self harm content  
27% 12% NON-LGBTQ+  
Sexual solicitation

## How are parents keeping children safe?



of parents took at least one **child safety action**




of parents used at least one **parental safety tool**

2.5 average number of safety tools used by parents



### TOP SAFETY TOOLS USED BY PARENTS



1. My children have child-specific accounts on apps or other online services they use



2. I have set limits or other controls on my child's online spending



3. I use parental device-level controls that sets limits on the digital devices they use

### TOP CHILD SAFETY ACTIONS



1. I set screen-time limits for online usage



2. My children need my approval before they purchase, download or install anything



3. I regularly review games, apps, and social media sites before they are used by my children

## Teens are taking actions to protect their safety

54%

of parents of teens don't think safety tools are necessary (Base: parents who hadn't setup a tool yet)



54%

of teens tell someone after experiencing a risk



68% told their parents



### How do teens protect themselves?

#1

I set up my account so only people who I approved can message me

52%

#2

I use private accounts (so only people who you approve can access your content)

47%

#3

I use content filtering to limit and/or block inappropriate content

32%